



**belagroprombank**

# INVESTMENT MEMORANDUM

TUROVSHCHINA  
OPEN JOINT-STOCK COMPANY



# TABLE OF CONENTS

INVESTMENT PROPOSAL	5
OVERVIEW	7
CORE BUSINESS	11
FACILITIES AND RESOURCES	15
GROSS FIGURES	17
ECONOMIC EFFICIENCY	19
PROFILE OF THE REPUBLIC OF BELARUS	21
INVESTMENT CLIMATE	25
PROJECT OWNER	27
CONTACT INFORMATION	29





# INVESTMENT PROPOSAL

## THE PURPOSE OF ATTRACTING AN INVESTOR

- Collaborative efforts to develop the enterprise and improve its performance through:
  - enhancement of the business and management mechanisms
  - joint implementation of investment projects

## CO-OPERATION FORMS

- Sale of 9.3% stock to the investor
- Joint development and implementation of investment projects
- Harmonization of the marketing and sales policies
- Adoption of progressive/innovative technologies of agricultural produce manufacturing, processing and sale

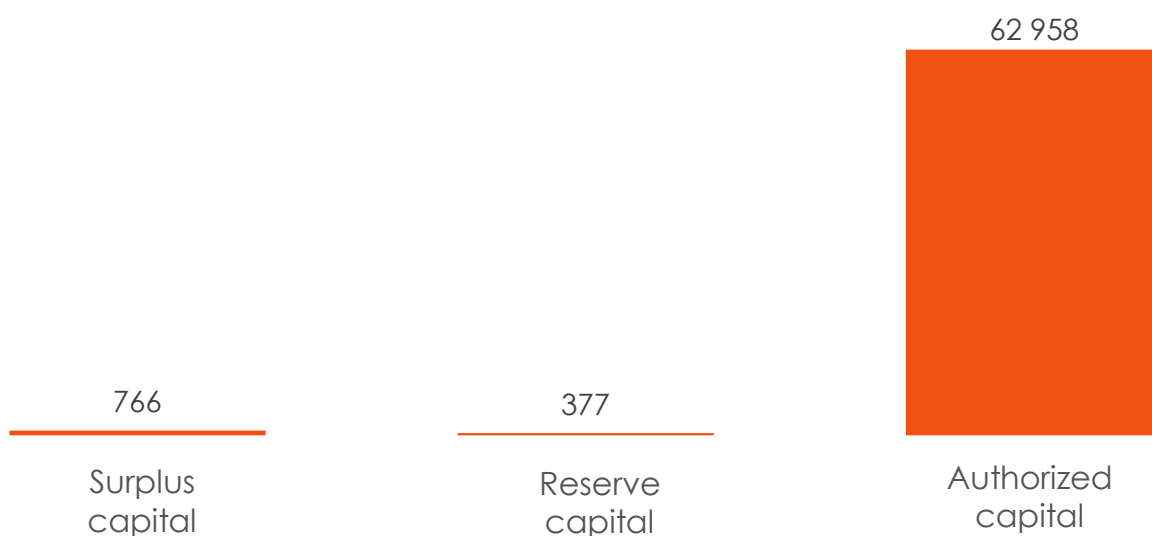
Indicator	Long-term investments
Authorized capital as of 01/01/2022, BYN	62,957,635.23
Net assets/equity as of 01/01/2022, BYN	63,755,263.02
Total shares	118,787,991
Par value, BYN	0.53
Shares acquired, each	11,043,207
Acquired stock value, BYN.	<b>5,927,051.72</b>
Acquired stock of Turovshchina OJSC, %	9.3

\*calculated on the amount of net assets per share

## BALANCE SHEET BREAKDOWN, BYN '000

Indicators	01.01.2021	01.01.2022
Fixed assets	81,133	79,755
Reserves	35,737	40,185
Accounts receivable	2,719	2,398
Equity	63,042	63,755
Credits and loans	51,149	51,159
Accounts payable	8,308	8,955

## NET CAPITAL BREAKDOWN AS OF 01/01/2022





# OVERVIEW

## TUROVSHCHINA OPEN JOINT-STOCK COMPANY

- Official registration No. 490526759 dated August 20, 2009, in the Uniform Register of Legal Entities and Individual Entrepreneurs, resolution of the Zhitkovichi District Executive Committee.
- Created by restructuring Agropripyat MAUE and acquisition of Richevsky MAUE, Zapesochye MAUE and Veresnitsa MAUE.
- He is the legal successor of the rights and obligations of the Turovsky Cannery and the New Life collective farm.

## EQUITY DISTRIBUTION AS OF JANUARY 1, 2022

Net assets, BYN '000	63,755.3
Net assets per share, BYN	0.54
Authorized capital, BYN '000	62,957.6
Par value, BYN	0.53
Common/ordinary shares, each	118,787,991
Belagroprombank OJSC, each	110,434,182
Other legal entities, each	3,899,373
Government, each	828,633
Natural persons, each	3,625,803
Preferred shares	-

# STRUCTURE OF TUROVSHCHINA OJSC

Turovshchina OJSC

Turov Canning Factory  
(affiliated)

Hunting economy Losiny Ostrov  
(affiliated)





# OVERVIEW



## LOCATION



The southwestern part of Zhitkovichi District, Gomel Region; central part of the Polesian Lowland on both banks of the Pripyat.



The climate is warm/temperate with unstable winters (average temperature in July: 18.4°C, in January: 5.9°C), average annual precipitation: 573 mm, growing season: 197-200 days, natural fertility of agricultural land: 38.2, arable land: 49.2.

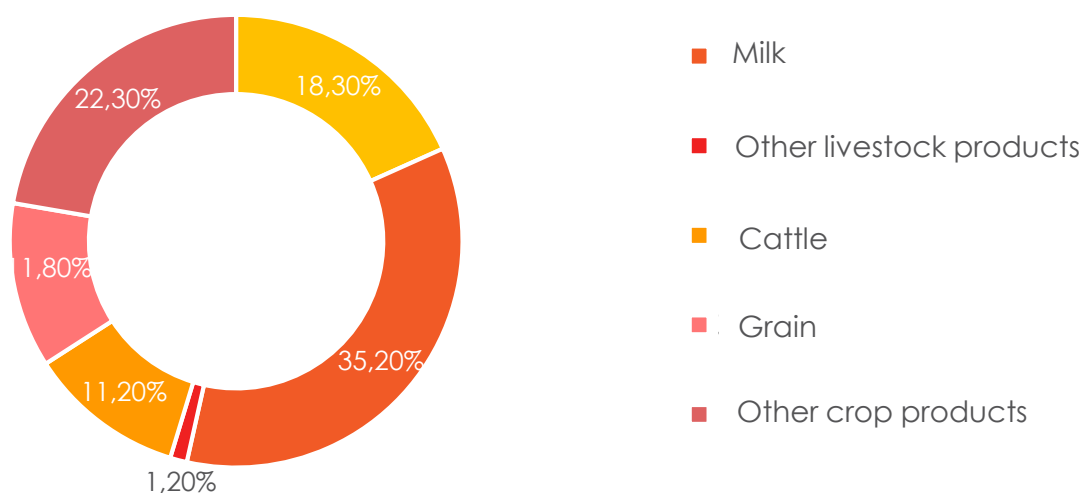


Turovshchina OJSC is located on the territory of 19 settlements (the town of Turov (central estate), Ozerany, Znamenka, Pogost, Chernichi, Khvoyensk, Bechi, Richev, Ridcha, Khochen, Storozhovtsy, Semuradtsy, Zapesochye, Voronino, Veresnitsa, Maleshev, Lyubovichy, Burez, Povchin). Infrastructure within the area: 2 general schools/kindergartens, 5 clubs, 10 shops, 2 cafeterias, 2 saunas, 2 rural health posts, 1 pharmacy.

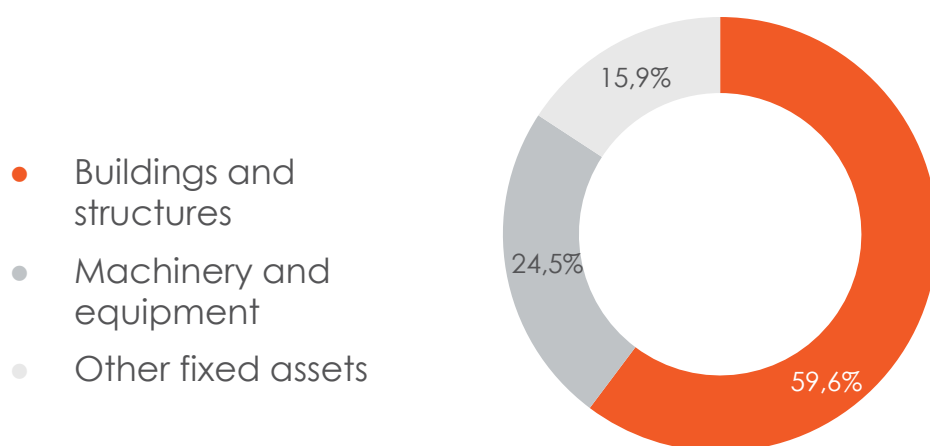


belagroprombank

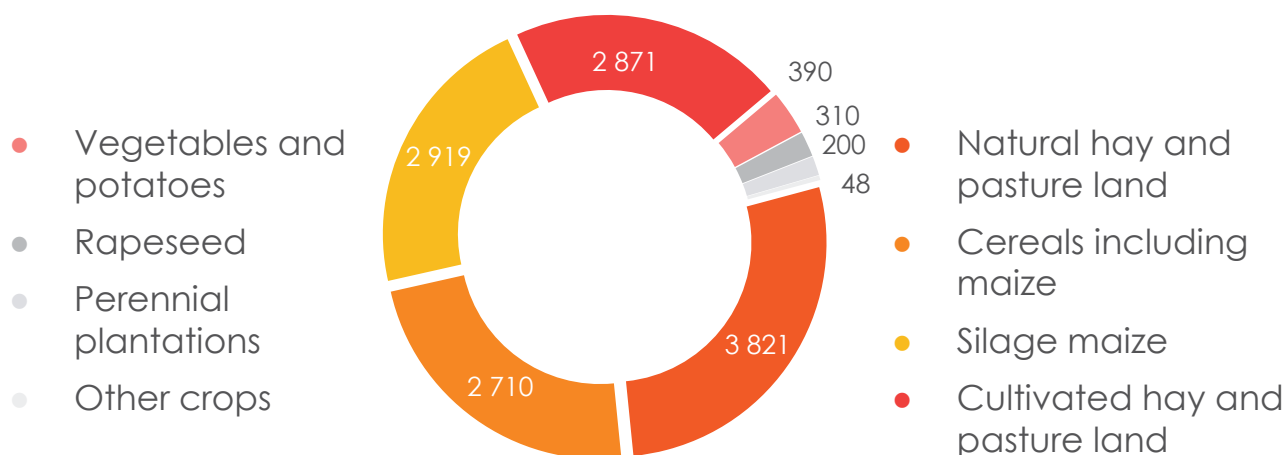
## KEY SPECIALIZATION DATA



## BREAKDOWN OF FIXED ASSETS



## AGRICULTURAL LAND, ha



*\*here and elsewhere the data are presented at the end of 2021*

# CORE BUSINESS

Turovshchina OJSC is a large multi-profile agro-industrial enterprise, the main activities of which are the production and processing of agricultural products, as well as the provision of hunting and tourism services.

## TUROVSHCHINA OJSC

agricultural production; total area:  
**26,043.64 ha.**

1. Crop farming: growing cereals, legumes, forage and industrial crops
  - agricultural land area: 13,786 ha,
  - arable land area: 6,957.7 ha,
  - orchard area: 200 ha.
2. Livestock farming: commercial dairy production, raising beef cattle (Limousine)
  - total livestock: 10,838 head including dairy cows: 3,055 head
  - beef cattle: 365 head.









# CORE BUSINESS

## **TUROV CANNING FACTORY (AFFILIATED)**

– agricultural produce processing; canned food manufacturing.

- natural preserves: green peas, sweet corn;
- canned appetizers: cucumbers, pickled beets;
- sauces;
- fruit: jam, pureed fruit;
- juices: birch sap in the assortment

## **HUNTING ECONOMY LOSINY OSTROV (AFFILIATED)**

– tourism, hunting and fishing. The hunting grounds occupy an area of 128,400 ha.

## **TOURIST OBJECTS:**

- Turov Hotel – accommodation and event management services
- Strumien Hotel Complex – tourism and fishing, accommodation and event management services
- Belaye Tourist Complex – tourism and fishing
- Polesye Floating Hotel – tourism and event management





# FACILITIES AND RESOURCES

## TOUROVSHSCHINA OJSC

### Buildings and structures

commercial dairy farms: 8 each  
cattle fattening and rearing farms: 9 each  
grain cleaning/drying facilities: 2 each  
5,000-ton vegetable and fruit storage facility – 1 each

### Transportation department

tractors and loaders: 100 each  
trucks: 31 each  
combines – 11 each  
foragers: 13 each

## TUROV CANNING FACTORY

### Canning shop

green peas line: 8 tons/hour  
sweet corn processing line: 3.5 tons/hour  
cucumber canning line: 10 tubes/24 hours

### Juice shop

Juice output: 30 tubes/24 hours  
Output of strained preserves: 10 tubes/24 hours

## TUROV HOTEL

(49 beds, 24 restaurant seats)

## POLESYE FLOATING HOTEL

(14 beds)

## STRUMIEN HOTEL COMPLEX

Hotel building (16 beds), café/bar (45 seat) – 1 building  
Two-storey guest houses (up to 10 beds) – 2 buildings

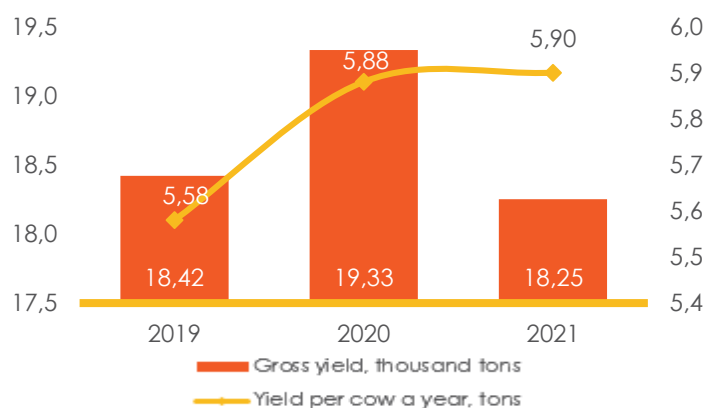
## BELOYE TOURIST COMPLEX

7-room guest house – 1 building  
2-room guest house – 2 buildings  
4-room guest house – 1 buildings

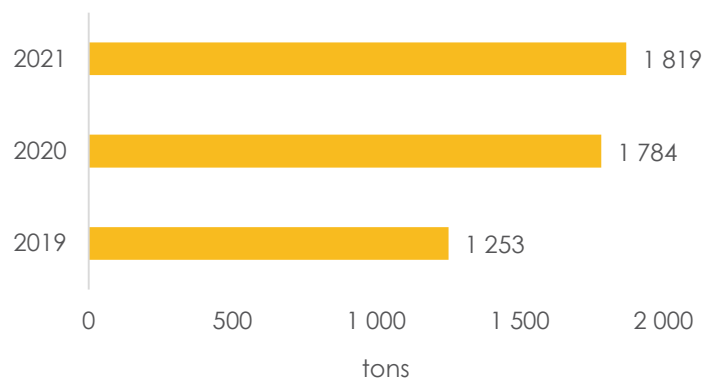
## HUNTING ECONOMY LOSINY OSTROV (AFFILIATED)

fenced enclosure for wild animals: 1,840 ha  
fence line length: 22.48 km  
use of the Pripyat river: 31.5 km

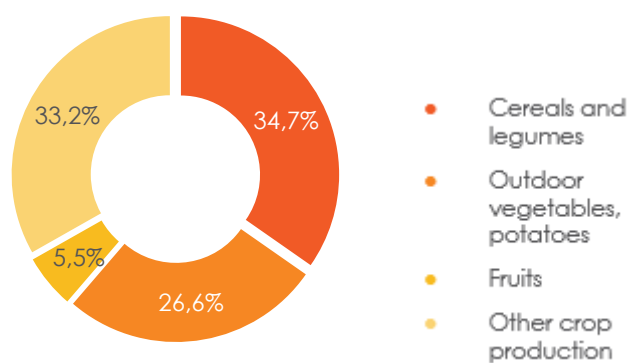
## DYNAMICS OF MILK YIELD



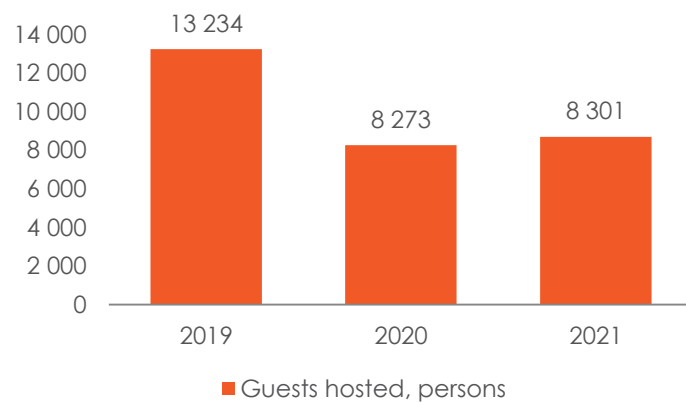
## GROWN PRODUCE



## CROP FARMING OUTPUT



## BREAKDOWN OF GUESTS HOSTED





# 2021 GROSS FIGURES

## LIFESTOCK PRODUCTS

### Diary products

Gross yield, tons 18,254

Yield per cow, tons 5.900

Milk sold, tons 16,086

Milk marketability, % 88

Standard weight sales, tons 16,839

Standard fat content, % 3.8

### Cattle raising

Total herd, head 10,838

Calves, head 3,875

Grown produce, tons 1,819

Average daily weight gain, grams 597

Gross cattle weight gain, tons 1,730

Live weight sales, tons 1,761

## CROP FARMING PRODUCE

### Commercial production

Cereals and legumes, ha 2,710

Processed weight, tons 12,533

Outdoor vegetables, ha 15

Output, tons 71

Fruits (apples), ha 164

Output, tons 1,187

### Internal use

Green peas, ha 220

Output, tons 843

Sweet corn, ha 130

Output, tons 1,870

## PROCESSED GOODS

Canned green peas, tubes 3,197

Apple spread, tubes 120

Cucumbers, pickled and canned, tubes 143

Juices, tubes 112


Canned maize, tubes 2,481

Other canned food, tubes 176

## TOURIST AND RECREATION SERVICES

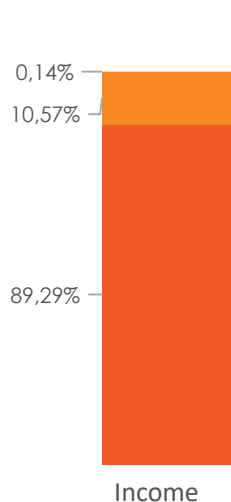
Guests accommodated 8,301

Stay, bed-days 8,677

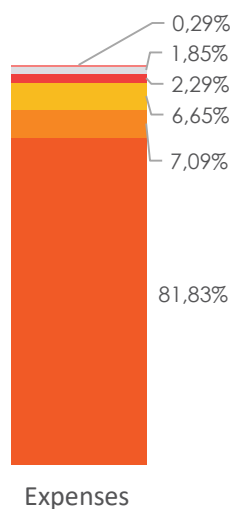


## INCOME AND EXPENSE

- Income from investment activities
- Income from current operations
- Income from sales of products, goods, work and services



Income

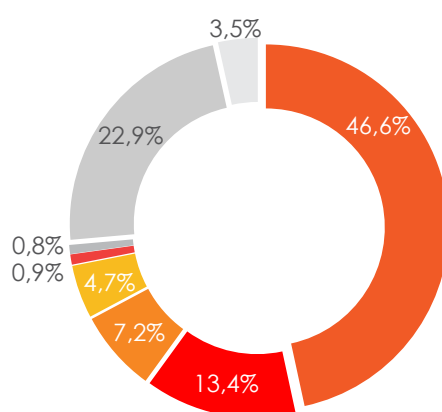


Expenses

- Investment activity expenses
- Expenses on sale
- Expenses on financial and investment activities
- Management expenses
- Expenses on current operations
- Prime cost of products sold

## BREAKDOWN OF INCOME

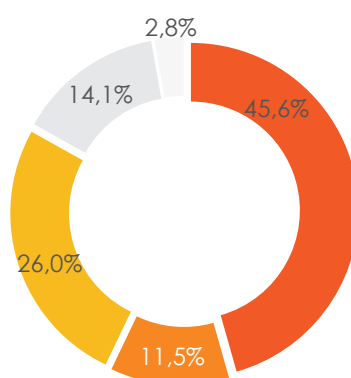
- Outdoor vegetables, potatoes
- Apples
- Canned goods
- Tourist and other services



- Milk
- Cattle
- Cereals and legumes
- Rapeseed

## BREAKDOWN OF EXPENSES

- Depreciation
- Other expenses



- Raw and other materials
- Fuels and resources
- Payroll with deductions

# ECONOMIC EFFICIENCY

## ANALYSIS OF THE BALANCE-SHEET ASSETS AS OF JANUARY 1, 2022

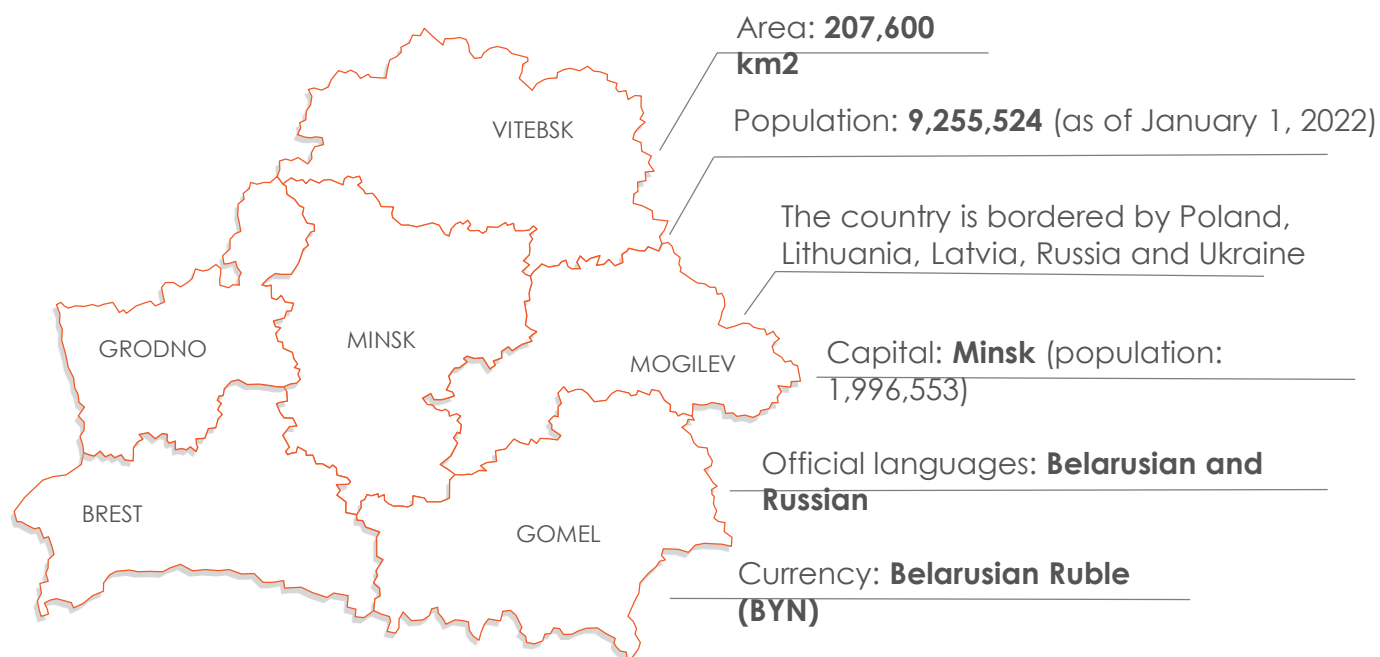
- Long-term assets account for 65.0% of the balance-sheet assets. The book value of fixed assets is BYN 79,755,000.
- The business entity has no incomplete major investment projects: its investments in long-term assets amount to BYN 760,000; or 0.6%.
- Current assets are highly liquid for the most part: the inventory totals to BYN 40,185,000; or 32.4% (including 11.3% - reared and fattened livestock).
- The share of the entity's balance-sheet receivables is minor: BYN 2,398,000; or 1.9%.

## ANALYSIS OF THE BALANCE-SHEET LIABILITIES AS OF JANUARY 1, 2022

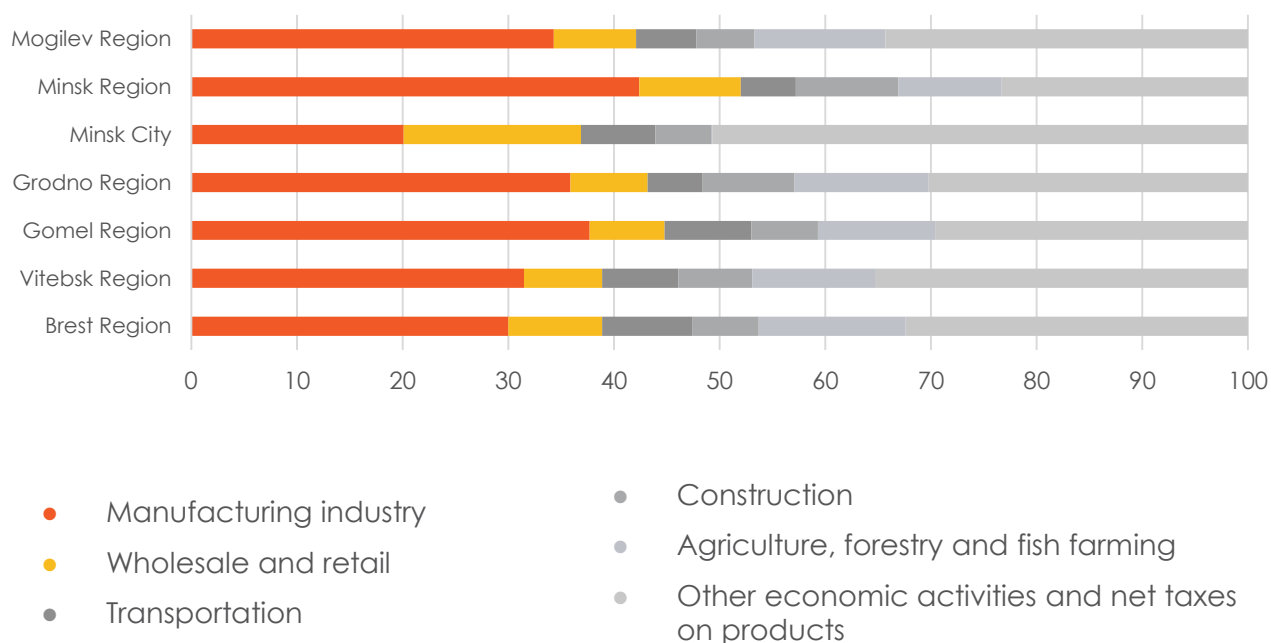
- Equity accounts for the largest part of the balance-sheet liabilities: BYN 63,755,000; or 51.5%.
- The balance-sheet long-term liabilities amount to BYN 44,888,000; or 36.2%. The weighted average annual percentage rate on loans is 1.22%.
- The balance-sheet short-term liabilities amount to BYN 15,226,000; or 12.3%, including short-term payables of BYN 8,153,000; or 6.6%.

## ANALYSIS OF FINANCIAL SUSTAINABILITY AND SOLVENCY AS OF JANUARY 1, 2022

- Current ratio: 2.85 (standard:  $\geq 1.5$ ).
- Working capital to current assets ratio is within the level: 0.65 (standard  $\geq 0.2$ ). The ratio points at the working capital adequacy.
- Financial liabilities to assets ratio: 0.49 (standard:  $\leq 0.85$ ). The ratio describes the enterprise's ability to cover its financial liabilities after sale of its assets..



## 2021 GRP BREAKDOWN BY ECONOMIC ACTIVITIES





# PROFILE OF THE REPUBLIC OF BELARUS

## GEOGRAPHIC POSITION

- The Republic of Belarus is situated in the center of Europe at the intersection of west-east and north-south trade routes. The country is crossed by the shortest transportation links between EAEU and Western Europe. The Republic of Belarus is bordered by Lithuania and Latvia to the north, Ukraine to the south, the Russian Federation to the east and Poland to the west. The country's geographic position is of a strategic importance in terms of transport connections between the West and the East, as well as between the North and the South. The distance from Minsk to Warsaw is 500 km, to Moscow – 700 km, to Berlin – 1,060 km, and to Vienna – 1,300 km.
- The Republic of Belarus covers a total area of 207,600 square km. Belarus extends 560 km from north to south, 650 km – from west to east. Belarus has a larger area than such countries as Austria, Ireland, Portugal and Greece. The national capital is the city of Minsk, which is located on the same latitude as Hamburg and Dublin. The highest point in Belarus is Dzyerzhinskaya Hara (345 meters above sea level) in Minsk Region. The lowest point in the country is in the Neman valley in Grodno Region (80-90 meters above sea level). Belarus is divided into six regions.

## CLIMATE

- A temperate continental climate with mild winters and frequent thaws, rainy and cool summers. Average temperature in January is minus 6°C, in July – plus 18°C. Average annual precipitation in Belarus ranges from 550 to 700 mm.

## POPULATION

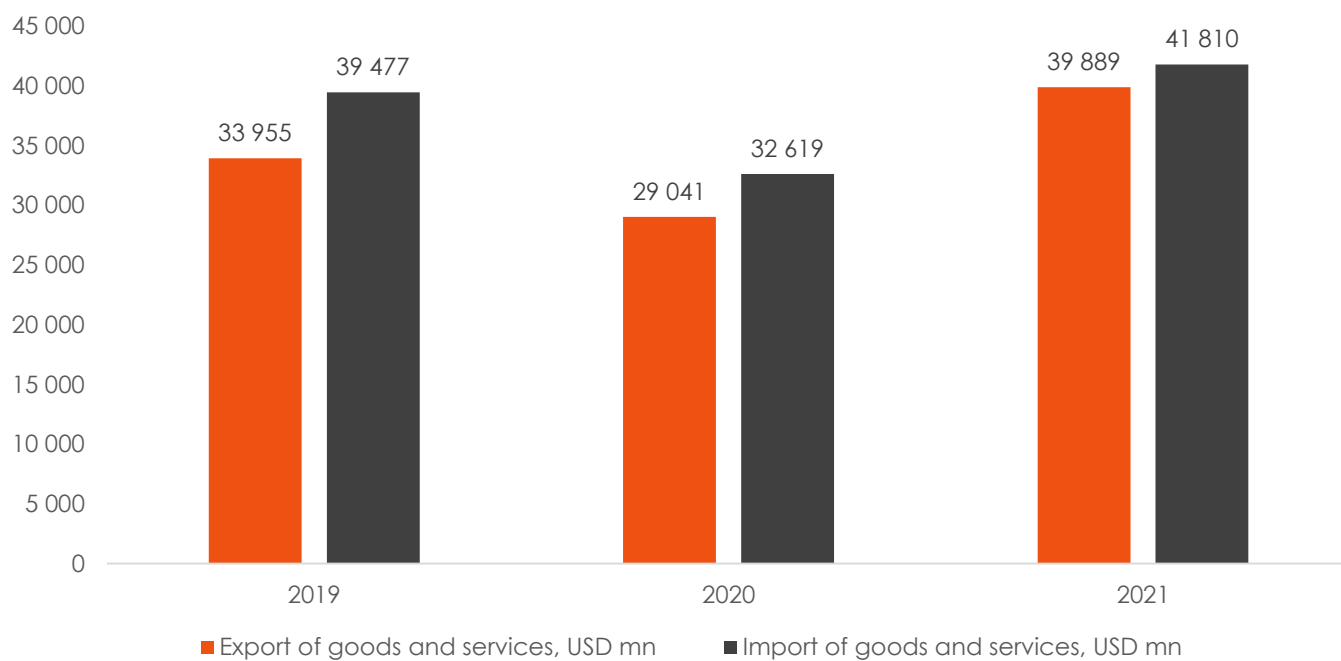
- More than 9.2 mn people live in Belarus. The Republic of Belarus is a multiethnic country; 70% of the population live in cities.

## LANGUAGES

- The official languages are Russian and Belarusian.
- Russian, English and German are widely used for business communication.



#### FOREIGN TRADE OF THE REPUBLIC OF BELARUS



# PROFILE OF THE REPUBLIC OF BELARUS

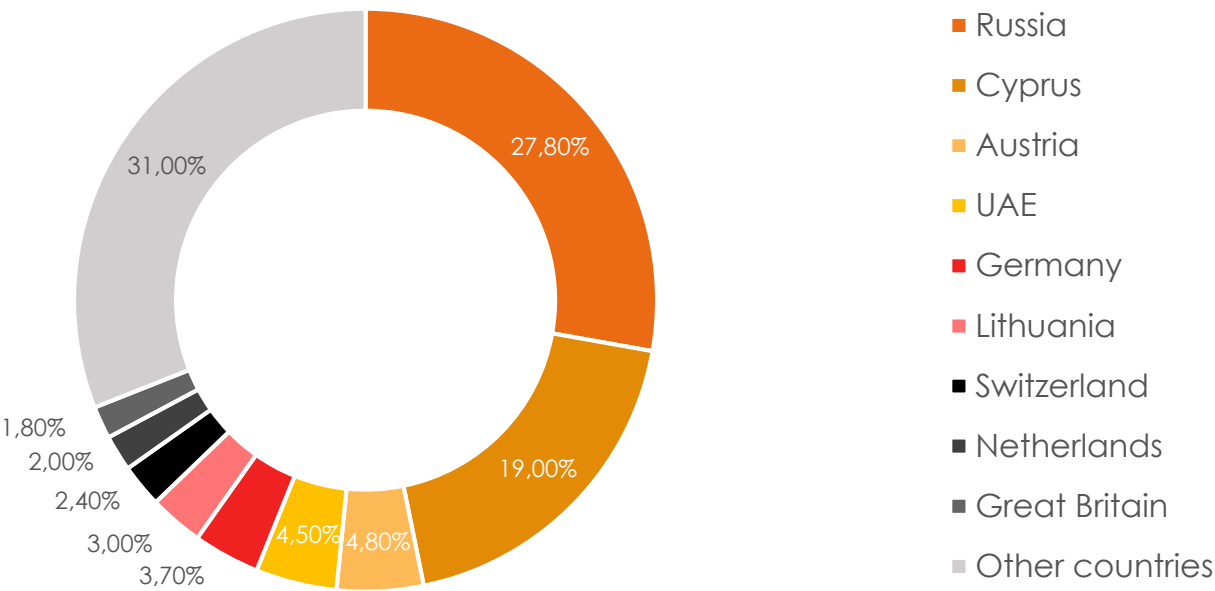
## TIME ZONE

- The Republic of Belarus is situated in FET (UTC +3) time zone. Seasonal time changes are cancelled in Belarus.

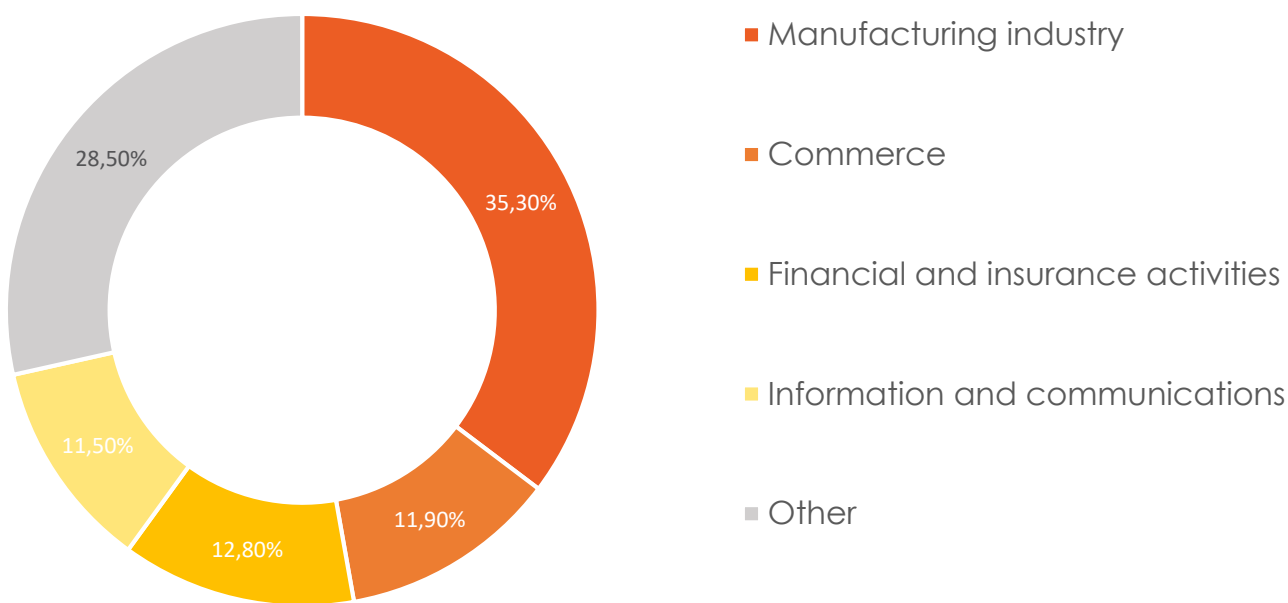
## ECONOMY

- The Republic of Belarus is an export-oriented country with a well-developed manufacturing industry, services sector and agriculture. The Republic of Belarus adheres to the concept of a socially-oriented market economy.
- The Republic of Belarus maintains trade relations with more than 190 countries of the world. The main trading partners of the Republic of Belarus in the service sector are: EU countries (31% of foreign trade turnover), the Russian Federation (30%), the USA (11%), and China (4.5%). Russia accounts for 49.0% of Belarus' total trade turnover, including 41.1% of exports (45.1% in 2020) and 57% of imports (50.4% in 2020). The foreign trade balance between the Republic of Belarus and the Russian Federation is negative and amounts to 1,140 million US dollars. A significant share of the foreign economic trade of the Republic of Belarus accounts for Great Britain and the countries of the European Union. The main exporting countries are the United Kingdom of Great Britain and Northern Ireland, Germany, the Netherlands, Poland, and the Baltic States.
- In 2021, the foreign trade turnover of the Republic of Belarus amounted to USD 81,699.7 mn including export - USD 39,889.5 mn, import – USD 41,810.7 mn.
- Belarus exports the following main commodity groups:
  - products of the petrochemical complex (oil products, chemical fibers, tires)
  - potassium and nitrogen fertilizers
  - metal products
  - agricultural machinery and trucks
  - meat and dairy products; sugar and other produce of the agricultural complex.
- Raw materials: oil, gas and minerals, as well as mechanical engineering components account for the main volume of the country's import.

2021 NET FDI INFLOW BY COUNTRIES



2021 NET FDI INFLOW BY SECTORS





# INVESTMENT CLIMATE

## INVESTMENT REGULATIONS

- The main documents governing investment activities in the Republic of Belarus are the Law of the Republic of Belarus "On Investments" (No. 53-Z, dated July 12, 2013); and the Law of the Republic of Belarus "On Concessions" (No. 63-Z, dated July 12, 2013, the Decree of the President of the Republic of Belarus "On Creating Additional Conditions for Making Investments in the Republic of Belarus" (No. 10, dated August 6, 2009).

## DOUBLE TAXATION AGREEMENTS

- The Republic of Belarus has concluded double taxation agreements with the following countries: Austria, Belgium, Bulgaria, Germany, Hong Kong, Italy, Kazakhstan, Qatar, Cyprus, China, Kuwait, Latvia, Lithuania, the United Arab Emirates, the Russian Federation, Saudi Arabia, Turkey.

## AGREEMENT ON THE PROMOTION AND MUTUAL PROTECTION OF INVESTMENTS HAS BEEN CONCLUDED WITH A NUMBER OF COUNTRIES

- The Republic of Belarus has concluded agreements on the promotion and mutual protection of investments with more than 60 countries including: Austria, Belgium, Bulgaria, The United Kingdom, Germany, Italy, Qatar, Cyprus, China, Kuwait, Latvia, Lithuania, the United Arab Emirates, The United States, Saudi Arabia, Turkey, Ukraine, etc.

## THE REPUBLIC OF BELARUS HAS A NUMBER OF PREFERENTIAL REGIMES THAT ARE USEFUL TO INVESTORS

- The special regime in accordance with the Decree of the President of the Republic of Belarus (No. 6, dated May 7, 2012) applies to commercial organizations of the Republic of Belarus, individual entrepreneurs registered in the republic with their location (residence) on the territory of medium-sized, small urban settlements, rural areas and carrying out activities in these territories for the production of goods (performance of works, provision of services). Features of taxation and benefits – exemption for 7 years from:
  - income tax, income tax in terms of the sale of products of own production;
  - payment of the state fee for the issuance of licenses;
  - other taxes and fees (except VAT, excise taxes, stamp and offshore fees, state duty, patent duty, customs duties and fees, land payments, tax for the use of natural resources (environmental tax), taxes deducted with held and transferred in the performance of the duties of a tax agent) deductions to innovation funds.
- There are a number of benefits for organizations located on the territory of the Pripjat Polesie in accordance with the Decree of the President of the Republic of Belarus "On the State program of socio-economic development and integrated use of natural resources of the Pripjat Polesie for 2010-2015" (No. 161, dated March 29, 2010) .



# PROJECT OWNER

## **THIS INVESTMENT MEMORANDUM WAS INITIATED BY BELAGROPROMBANK OPEN JOINT-STOCK COMPANY**

- Universal commercial bank with 94.29% shares owned by the State
- Registered on September 3, 1991 (by Letter of the National Bank of the Republic of Belarus No. 03005/184 dated September 3, 1991).
- Parent organization of the bank holding company
- Bank authorized by the Government of Belarus to provide services for national programs.
- More than 33,000 corporate and 1,500,000 retail clients.

## **BELAGROPROMBANK OJSC HOLDS LEADING POSITIONS IN THE BANKING SECTOR OF THE REPUBLIC OF BELARUS**

- No. 2 in size of the authorized capital, client assets and deposits
- Ranks 18<sup>th</sup> among 25 largest banks of Central and Eastern Europe (Top 25: Central & Eastern Europe).
- Regional network: The Customer Services Centre of the Central Office, 7 regional directorates, 290 banking services centres and supplementary offices, a representative office in the Italian Republic (Milan)
- Has ratings by assessment of such international agencies, as Standart & Poor's:

long-term rating of the counterparty on obligations in the national currency on the CCC, forecast: Negative;

short-term rating of the counterparty on obligations in national currency C, forecast NM.

## **BELAGROPROMBANK IS AN ACTIVE PLAYER ON THE GLOBAL FINANCIAL MARKET**

- The bank cooperates with over 100 foreign financial institutions across the world.
- The bank is accepted by 18 national export credit agencies.
- The bank is one of the leading credit/financial institutions of the Republic of Belarus in terms of the amounts of credit facilities raised on the global capital markets.

Key financial indicators	As of 01/01/2022 BYN mn	As of 01/01/2022 USD mn
Assets	14,368.9	5,639.1
Capital	1,849.7	725.9
Credits to clients	8,736.1	3,428.5
Clients' funds	8,313.3	3,262.5



# CONTACT INFORMATION

## HEAD OFFICE OF BELAGROPROMBANK OJSC

Address: 3 Zhukova Avenue, Minsk 220036, Republic of Belarus

Telex: 25 21 13 APBRB BY

S.W.I.F.T.: BAPBBY2X.

E-mail: [info@belapb.by](mailto:info@belapb.by)

Board Chair: Anatoly Anatolyevich Lysiuk

## EXECUTIVE IN CHARGE:

Gushhenya Angelika Petrovna, Director of the  
Investment Project Implementation Center of  
Belagroprombank OJSC;  
4 Sharangovicha St, Minsk 220018, Republic of Belarus

Office telephone: +375 17 359 11 60

E-mail: [a.gushhenya@belapb.by](mailto:a.gushhenya@belapb.by)

